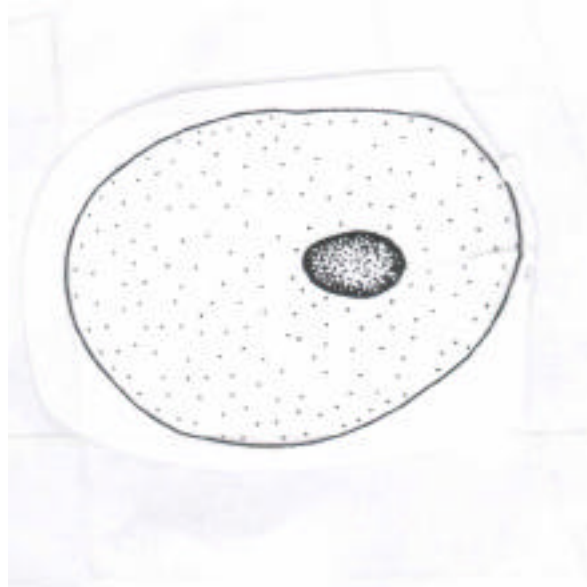


# Cells

The body cells have many similar features.

***Label the cell below using the words in the table***

***Now complete the table with the job (function) of each part***







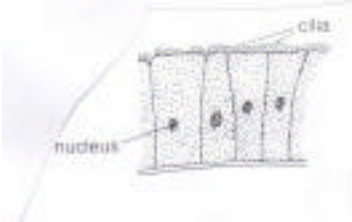
<b>Part</b>	<b>Function ( job)</b>
Nucleus	
Cytoplasm	
Cell membrane	

***Draw and label up a typical plant cell***

***What are the jobs of each part?***

Some cells are specially adapted for the jobs which they do.

**Complete the table below**

	<b>Adaptation</b>	<b>Job</b>
<p><b>Red blood cell</b></p> 		
<p><b>Sperm cell</b></p> 		
<p><b>Nerve cell</b></p> 		
<p><b>Plant cell</b></p> 		
<p><b>Ciliated cell</b></p> 		
<p><b>Root hair cell</b></p> 